





Pro Fit Marietta

2019 Regional Sales to Fitness Clubs

	Quarter 1		Quarter 2		Quarter 3		Quarter 4		Total	% of Total Sales	Trend
Northeast	\$	225,684.50	\$	210,760.45	\$	181,555.32	\$	228,634.85	\$ 846,635.12	28.67%	
Southeast		128,698.12		144,465.29		132,106.81		155,874.75	561,144.97	19.00%	
Midwest		110,985.45		118,674.91		100,548.50		120,621.17	450,830.03	15.26%	
West		292,416.67		247,941.48		262,774.12		291,698.99	1,094,831.26	37.07%	
Total Sales	\$	757,784.74	\$	721,842.13	\$	676,984.75	\$	796,829.76	\$ 2,953,441.38		

